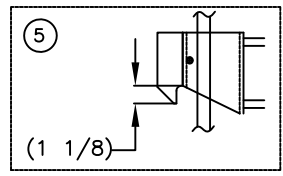
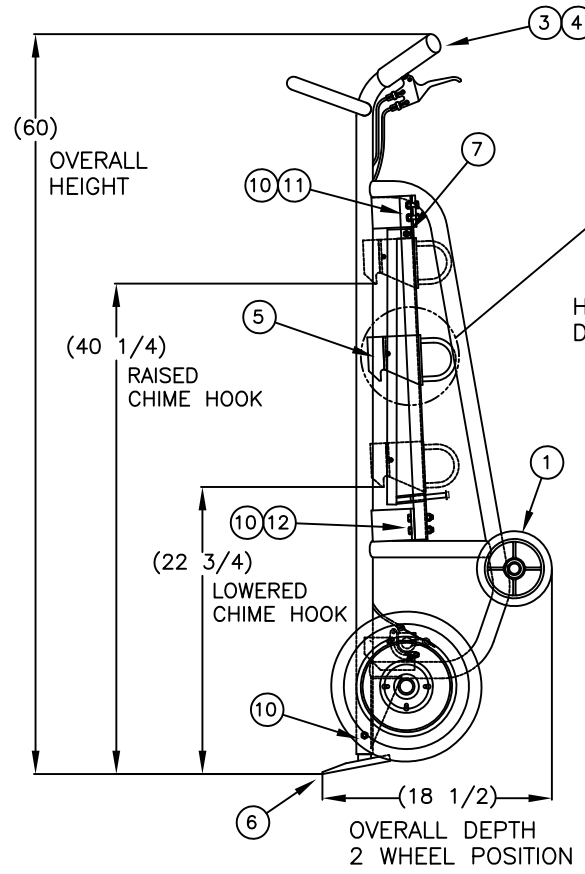
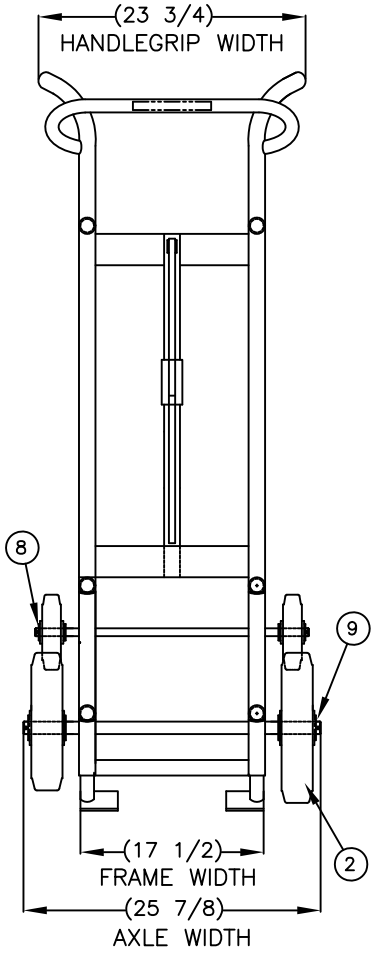


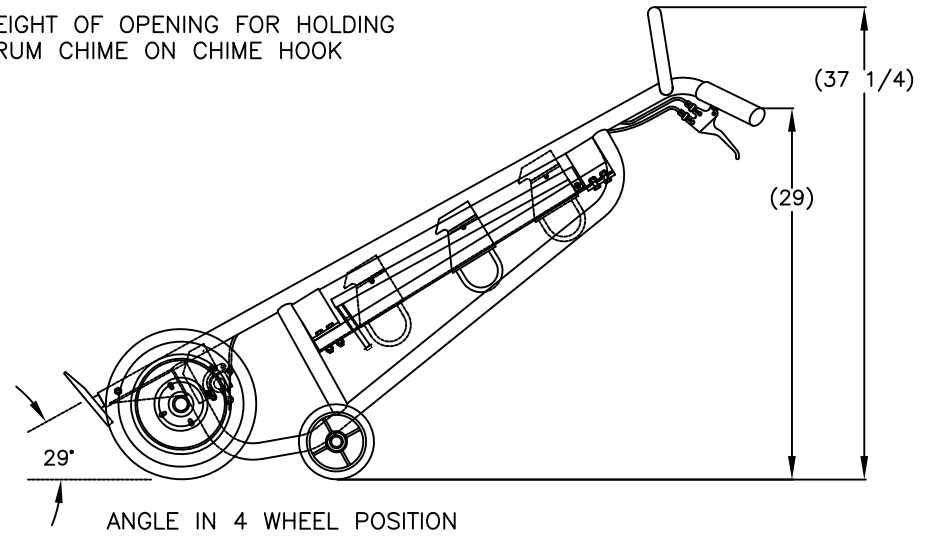
\*\*DESIGN FOR MODELS MANUFACTURED AFTER 7/2/2012\*\*

REPLACEMENT PARTS LIST

ITEM	PART NO.	DESCRIPTION	QTY.
1	050567	6" WHEEL	2
2	108484	12" PNEUMATIC WHEEL	2
3	109365	HANDGRIP $\phi$ 7/8	1
4	109364	HANDGRIP $\phi$ 1 1/4	1
5	055741	CHIME HOOK	1
6	055648	LH/RH TOE WELDMENT	2
7	108929	HEX NYLOCK NUT 1/4-20	9
8	100051	FLAT WASHER 5/8 SAE	2
9	108204	FLAT WASHER 3/4 SAE	2
10	108132	HEX NYLOCK NUT 5/16-18	6
11	108148	HH CAP SCREW 5/16-18X3/4	2
12	108934	HH CAP SCREW 5/16-18X1 3/4	4
13	240136	OPTIONAL BELT KIT	1



HEIGHT OF OPENING FOR HOLDING DRUM CHIME ON CHIME HOOK



WEIGHT: 60 LBS.  
CAPACITY: 700 LBS.

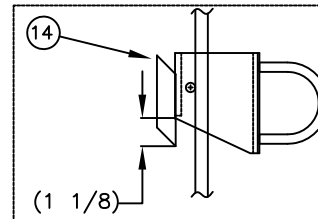
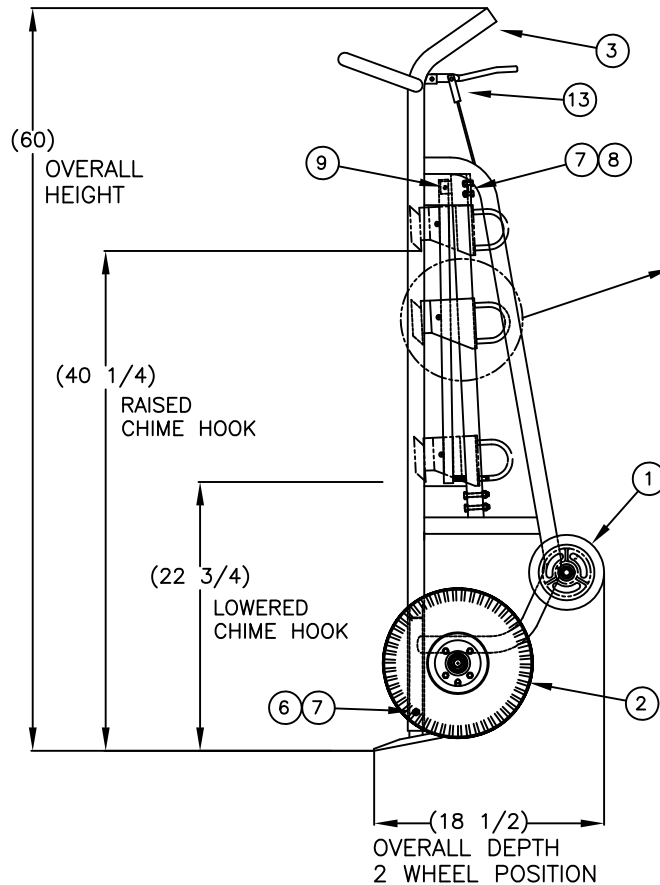
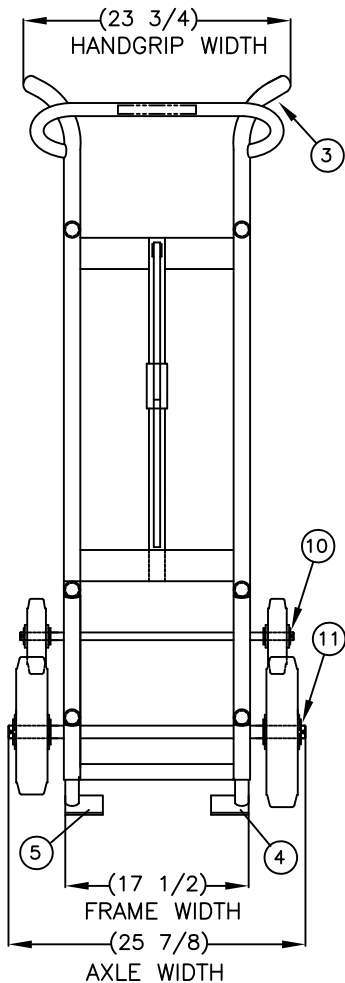
THIS DRAWING IN ALL PARTICULARS IS WESCO INDUSTRIAL PRODUCTS INC. PROPERTY. ALL RIGHTS OF DESIGN, INVENTION OR USE OF ARE RESERVED.

PRINT ISSUED  
FEB 27, 2009  
WESCO MANUFACTURING  
ENGINEERING DEPARTMENT

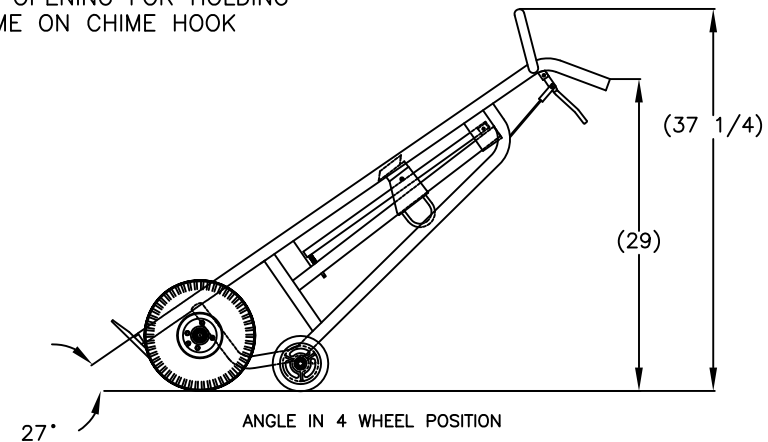
REV.	10-25-12	W	S	AP
REV.	D	UPDATED		

<b>WESCO INDUSTRIAL PRODUCTS INC.</b> NORTH WALES PENNA. 19454		PART NAME ABT-12-SC-B (DESIGN AFTER 7/2/2012)	DRAWN: RDS 02-13-09
		TOLERANCE UNLESS OTHERWISE SPECIFIED FRACTION 3 PLACE DECIMAL 2 PLACE DECIMAL $\pm 1/64$ $\pm .005$ $\pm .01$	CHECKED: APP. ENGR.
ANGULAR $\pm 1-1/2^\circ$	SHEET 1 OF 1	SCALE: 1" = 1"	B- 240120 REV D
BREAK ALL SHARP EDGES AND REMOVE ALL BURRS			

**\*\*DESIGN FOR MODELS MANUFACTURED PRIOR TO 7/2/2012\*\***



HEIGHT OF OPENING FOR HOLDING DRUM CHIME ON CHIME HOOK



WEIGHT: 60 LBS.  
CAPACITY: 700 LBS.

**REPLACEMENT PARTS LIST**

ITEM	PART NO.	DESCRIPTION	QTY.
1	050567	6" WHEEL	2
2	240188	12" WHEEL W/ DRUM HUB	2
3	108433	HANDGRIP	2
4	055651	RH TOE WELDMENT	1
5	055654	LH TOE WELDMENT	1
6	108934	HH CAP SCREW 5/16-18X1 3/4	4
7	108132	HEX NYLOCK NUT 5/16-18	6
8	108148	HH CAP SCREW 5/16-18X3/4	2
9	108929	HEX NYLOCK NUT 1/4-20	3
10	108204	FLAT WASHER 3/4 SAE	2
11	108208	FLAT WASHER 1" SAE	2
12	108426	FLAT WASHER 1/4 SAE	2
13	101221	HEX KEPS NUT 10-32	1
14	055741	CHIME HOOK	1

\* NOT SHOWN, PART OF BRAKE ASSEMBLY

THIS DRAWING IN ALL PARTICULARS IS WESCO INDUSTRIAL PRODUCTS INC. PROPERTY. ALL RIGHTS OF DESIGN, INVENTION OR USE OF ARE RESERVED.

PRINT ISSUED

FEB 27, 2009

WESCO MANUFACTURING  
ENGINEERING DEPARTMENT

REV.	ECN & DATE	REVISIONS
C	10-25-12	UPDATED

<b>WESCO INDUSTRIAL PRODUCTS INC.</b>	
NORTH WALES	PENNA. 19454
PART NAME	ABT-12-SC-NB
(DESIGN PRIOR TO 7/2/2012)	
TOLERANCE UNLESS OTHERWISE SPECIFIED	
FRACTION	3 PLACE DECIMAL    2 PLACE DECIMAL
± 1/64	± .005                    ± .01
ANGULAR ± 1-1/2'	SHEET 1 OF 1
BREAK ALL SHARP EDGES AND REMOVE ALL BURRS	
DRAWN: RDS 02-13-09	CHECKED:
APP. ENGR.	SCALE: 1" = 1"
<b>B- 240120</b>	REV C