

4


5

8


7

3


2



6



1



REPLACEMENT PARTS LIST

ITEM	PART NO.	DESCRIPTION	QTY.	
1	220654	CHARGER	1	
PRIOR MARCH 23, 2009	2	220655	BATTERY MODULE (INCLUDES BATTERIES)	1
EFFECTIVE MARCH 23, 2009		220720	BATTERY MODULE (INCLUDES BATTERIES)	1
	3	220657	CIRCUIT BREAKER	1
PRIOR MARCH 23, 2009	4	220659	THROTTLE CONTROL-5 PIN	1
EFFECTIVE MARCH 23, 2009		220719	THROTTLE CONTROL-6 PIN	1
PRIOR MARCH 23, 2009	5	220660	CABLE: THROTTLE-5 PIN	1
EFFECTIVE MARCH 23, 2009		220718	CABLE: THROTTLE-6 PIN	1
6	220661	LEVER: CLUTCH	1	
7	220662	WHEEL	2	
8	108979	CASTER	2	

THIS DRAWING IN ALL PARTICULARS IS WESCO INDUSTRIAL PRODUCTS INC. PROPERTY. ALL RIGHTS OF DESIGN, INVENTION OR USE OF ARE RESERVED.

PRINT ISSUED

APR. 01, 09

WESCO MANUFACTURING
ENGINEERING DEPARTMENT

APP	WESCO INDUSTRIAL PRODUCTS INC.		APP
	NORTH WALES		PENNA. 19454
	PART NAME		DRAWN: RDS 04-01-09
	COBRA PRO SR. SPARE PARTS		CHECKED:
ECN & DATE	TOLERANCE UNLESS OTHERWISE SPECIFIED		APP. ENGR.
	FRACTION	3 PLACE DECIMAL	2 PLACE DECIMAL
	± 1/64	± .005	± .01
	ANGULAR ± 1-1/2'	SHEET 1 OF 1	SCALE: 1" = 1"
REV.	BREAK ALL SHARP EDGES AND REMOVE ALL BURRS		B- 220656 REV A